



COMBINATION PARKING BRAKE CALIPER

Caliper Highlights:

Wilwood's hydra-mechanical **Combination Parking Brake Caliper** uses hydraulic pressure for stopping and a mechanical locking mechanism for a parking brake. This redesigned unit provides new options for drum brake conversions and disc upgrades on rear axles that are not conducive to internal shoe systems. This caliper, when matched with the correctly proportionate rotor diameter, provides balanced bias and brake performance for use in conjunction with front wheel brake upgrades. It is the perfect compliment of high tech style to custom wheel, tire, and suspension modifications.



Black Caliper Shown

The **Combination Caliper** is a single piston floating design that attaches to a fixed radial mount bracket. The floating mount allows the caliper to maintain perfect alignment when the cable actuated mechanical parking brake lock is engaged and then released. The floating mount also keeps the caliper in correct alignment over the disc and prevents excessive pad knock-back on c-clip rear axles with measurable side play. As the pads wear, the caliper remains centered over the disc. Radial mounting provides nearly unlimited attachment options. Axle flange brackets can be configured to mount the caliper at any height within the compatible rotor diameter range, or lateral position relative the hat and rotor offset. The caliper is compatible with rotor diameters from 11.00" to 13.00" and is available in two models for either .81" or 1.00" width discs. The basic caliper part numbers are shipped in Wilwood's natural gray finish. Black and red powder coast units are also available.

The parking brake lock is cable actuated. Connections are made with common cable ends that use a 1/2" cable housing end on the stop bracket, and a 1/8" to 9/64" cable with a crimped or welded ball end. The caliper will accept the OE cable on some vehicles. For other vehicles, new cable ends can be ordered to adapt the caliper to the vehicle's original cable system. For custom installations, aftermarket hand brake kit suppliers can easily configure the cable with the correct attachment end.

ORDERING INFORMATION:

BORE SIZE		DISC WIDTH		PART NUMBER	MOUNTING
1.61"	41,0 mm	1.00"	25,4 mm	120-10110	Left Hand
1.61"	41,0 mm	1.00"	25,4 mm	120-10111	Right Hand
1.61"	41,0 mm	.81"	20,6 mm	120-10112	Left Hand
1.61"	41,0 mm	.81"	20,6 mm	120-10113	Right Hand
1.34"	34,0 mm	1.00"	24,4 mm	120-9650	Right Hand
1.34"	34,0 mm	1.00"	25,4 mm	120-9793	Left Hand
1.34"	34,0 mm	.81"	20,6 mm	120-9808	Right Hand
1.34"	34,0 mm	.81"	20,6 mm	120-9809	Left Hand

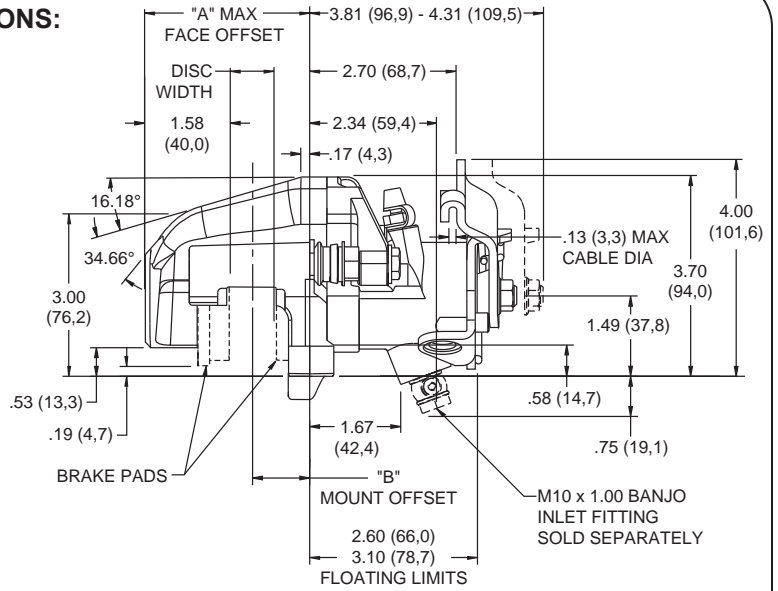
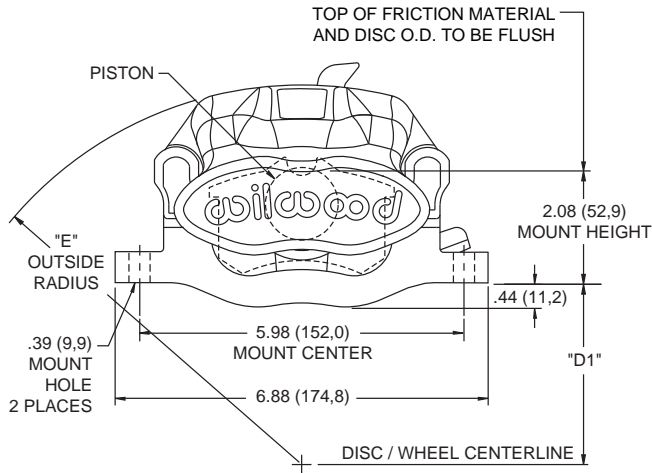
NOTES:

BASE CALIPER PART NUMBER IS WITH WILWOOD'S NATURAL GRAY FINISH.

ALL CALIPER PART NUMBERS ARE AVAILABLE IN RED. ADD "RD" TO END OF PART NUMBER WHEN ORDERING.

ALL CALIPER PART NUMBERS ARE AVAILABLE IN BLACK. ADD "BK" TO END OF PART NUMBER WHEN ORDERING.

PARKING BRAKE CALIPER, MOUNTING DIMENSIONS:



DIMENSION "D1" = (DISC DIAMETER/2) - 2.08 (52,8)

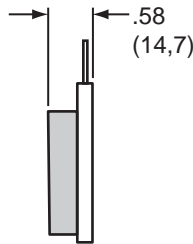
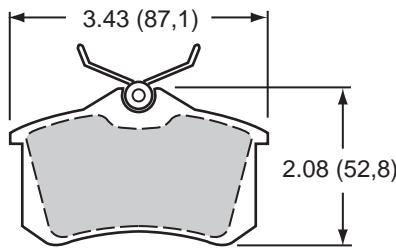
NOTE: RIGHT HAND REAR MOUNT CALIPER SHOWN.
LEFT HAND REARMOUNT HAS BLEED SCREW
AND P-BRAKE BRACKETS REVERSED.

INLET FITTING: M10 BANJO

DISC DIAMETER	"E" OUTSIDE RADIUS
11.00 (279,4)	7.08 (179,8)
11.75 (298,5)	7.45 (189,2)
12.19 (309,6)	7.67 (194,8)
12.72 (323,1)	7.94 (201,7)
12.88 (327,2)	8.02 (203,7)
13.00 (330,2)	8.08 (205,2)

DISC WIDTH	"A" MAX FACE OFFSET	"B" MOUNT OFFSET
1.00 (25,4)	3.20 (81,3)	1.14 (28,9)
.81 (20,6)	3.00 (76,2)	1.06 (26,9)

PARKING BRAKE CALIPER, TYPE D340 PAD DIMENSIONS AND ORDERING INFORMATION:



AXLE SET P/N
150 - 9184K

PAD TYPE / COMPOUND
D340 10 BP-10 Smart Pad

ORDERING INFORMATION, USER SERVICEABLE COMPONENTS:

Please contact your Wilwood sales representative at (805) 388-1188 for availability.